

Huawei ICT Competition Student Registration Guide



Security Level:

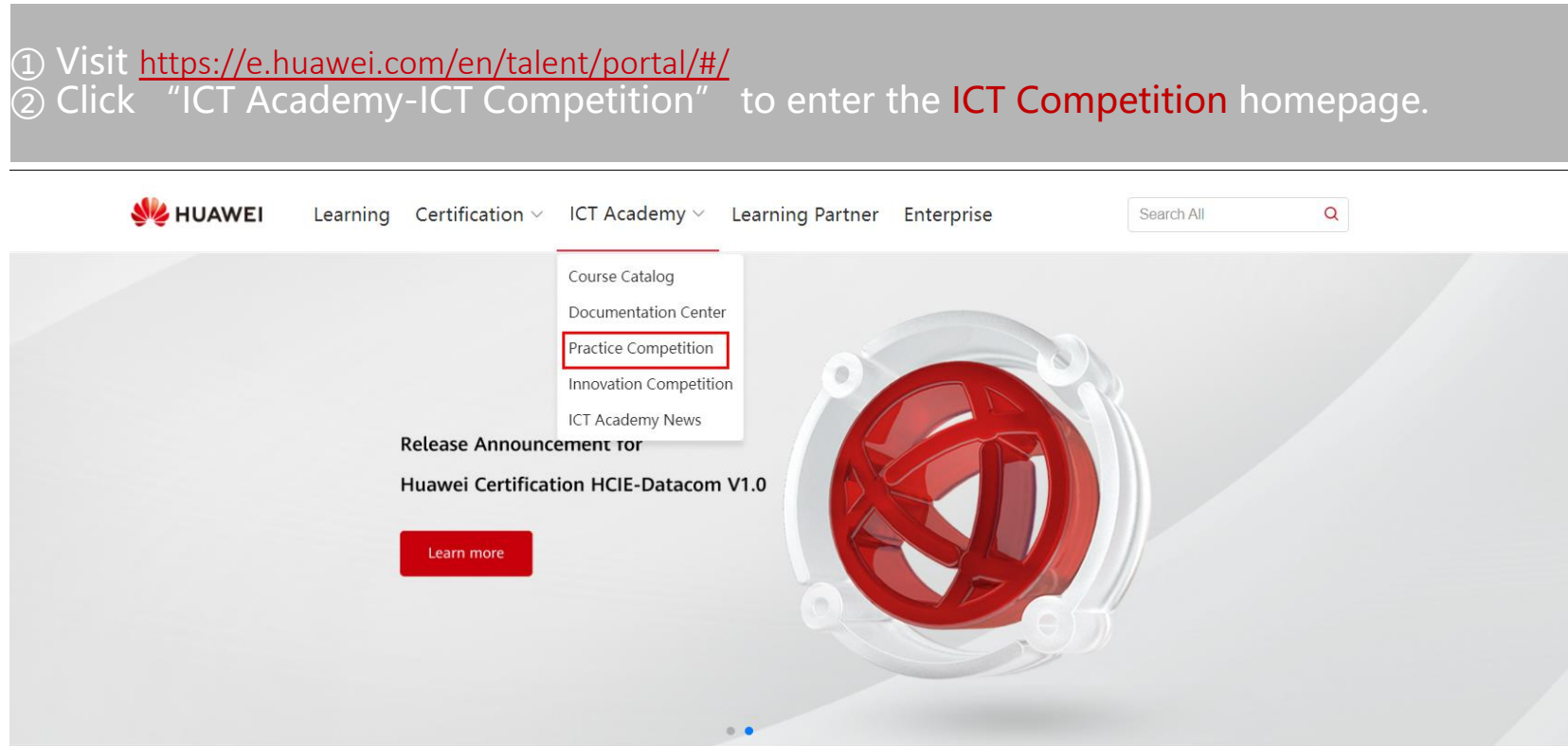


目录

1. Guest visits ICT Academy homepage
2. How to register for the competition(unregistered accounts)
3. How to register for the competition(registered accounts)
4. Replenishment Information and enjoy learning

1. Guest visits ICT Competition homepage

- ① Visit <https://e.huawei.com/en/talent/portal/#/>
- ② Click “ICT Academy-ICT Competition” to enter the **ICT Competition** homepage.



2. How to register for the competition(unregistered accounts)

Choose your regional competition.

Home > ICT Academy > ICT Competition

Huawei ICT Competition 2022-2023

Sub-Saharan Africa Asia Pacific Middle East

Click "Competition Registration" to register.

Home > ICT Academy > ICT Competition > Middle East

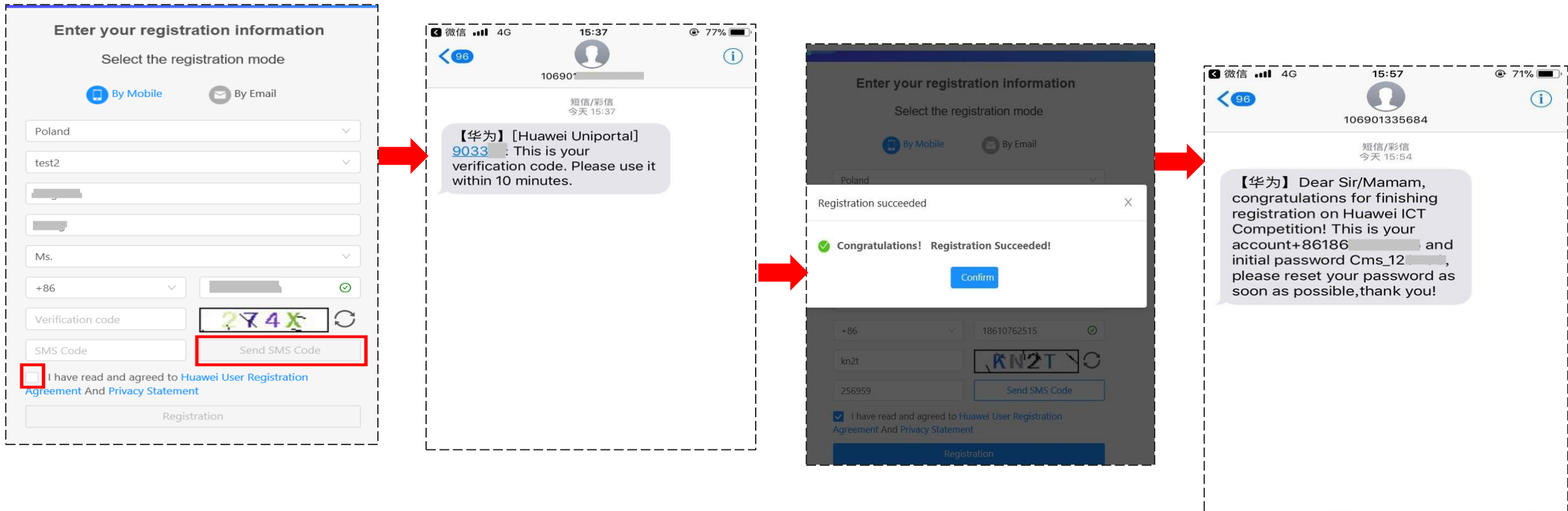
Huawei ICT Competition 2022 Middle East

Supplementing Information
Your registration is only final after you supplement required information.

Learning Space
Please enter and study as soon as possible. May you have a good result in the exam!

2.1. How to register for the competition(unregistered accounts)-Register by phone

Fill in your personal information - receive the mobile phone verification code and enter - registration is successful - receive the text message including the account and initial password.



2.2. How to register for the competition(unregistered accounts)-Register by email

Fill in your personal information.

Enter your registration information

Select the registration mode

By Mobile By Email

Poland

Maynooth university

gao

Ms.

@163.com

RRQA

I have read and agreed to Huawei User Registration Agreement And Privacy Statement

Registration



Enter your registration information

Select the registration mode

Registration succeeded

✔ Congratulations! Registration Succeeded!

Confirm

iam

Ms.

iamchinese_vip@sina.com

45va

I have read and agreed to Huawei User Registration Agreement And Privacy Statement

Registration

2.2 How to register for the competition(unregistered accounts)-Register by email

After successful registration you will receive two e-mail:

① Activate Uniportal account (does not include accounts that have already been activated)

Dear [REDACTED],

Click this link to activate your account: [Activate and Log In](#)

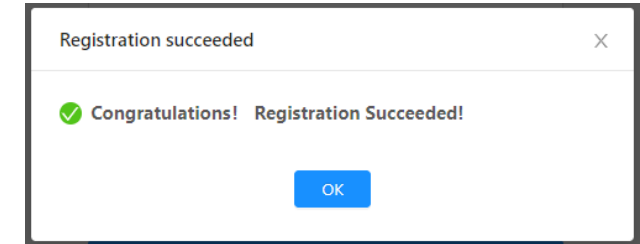
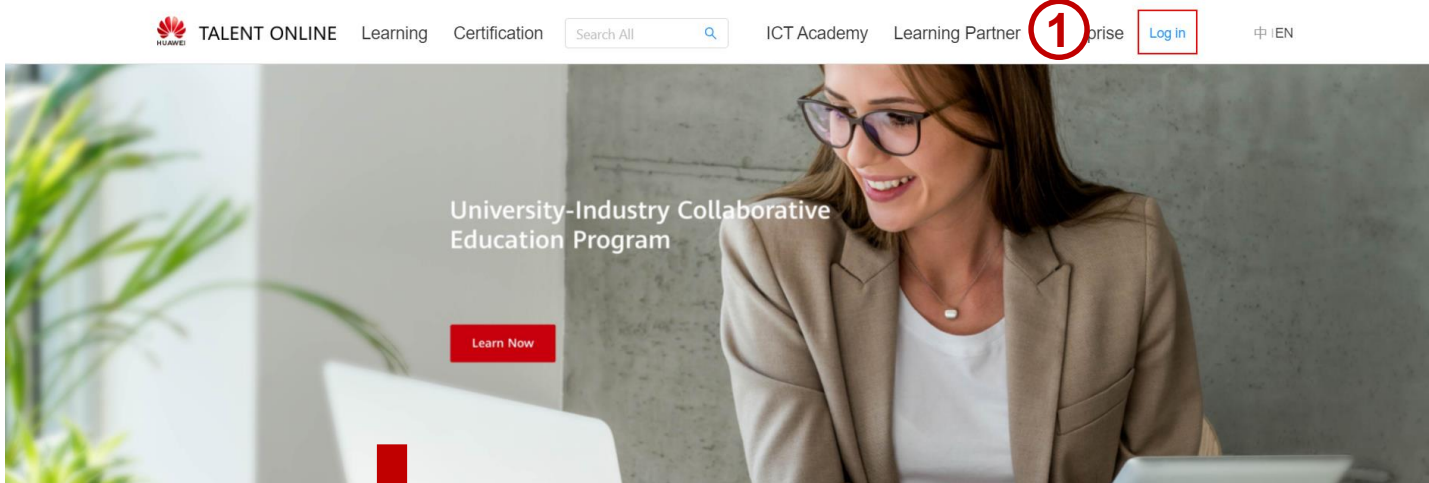
If you are unable to open the link above, please copy the URL below to the address bar of your browser:
https://uniportal.huawei.com/accounts/register.do?method=activityAccount&uid=artu73888263&actiCode=09-BF-A6-FA-B7-42-B1-89-BB-CB-AE-4D-95-7E-D9-F2&nls=en_US

Activated accounts are valid for one year. Please extend your account validity period when you receive an expiration notice.

② Provide account password and suggest reset

Dear Sir/Mamam, congratulations for finishing registration on Huawei ICT Competition! This is your account [REDACTED]@163.com and initial password **Cms_123456**. Pls check the email which is entitled "Please activate your Huawei website account" to activate your account first. Once logged in, pls reset your password as soon as possible, thank you!

2.3. How to register for the competition(registered accounts)



② Sign In with Uniportal ID

The sign-in form has three tabs: 'User ID/Email' (selected), 'Phone Number', and 'SMS Verification'. It contains a text input field for 'Uniportal User ID/Email', a password input field with an eye icon, and a red 'Log In' button. Below the button are links for 'Register', 'Change Password', and 'Forgot Password'. At the bottom, there is a 'Third-party account login' section with icons for WeChat, LinkedIn, and Facebook.

③

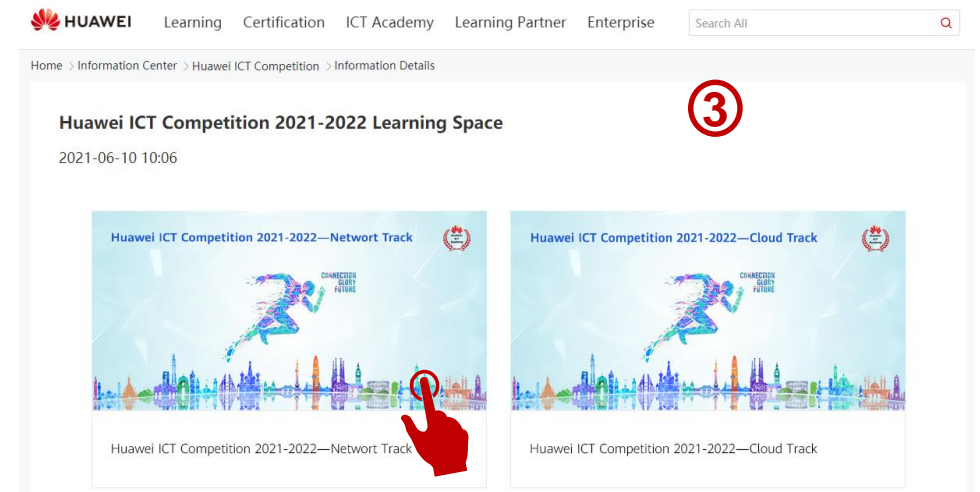
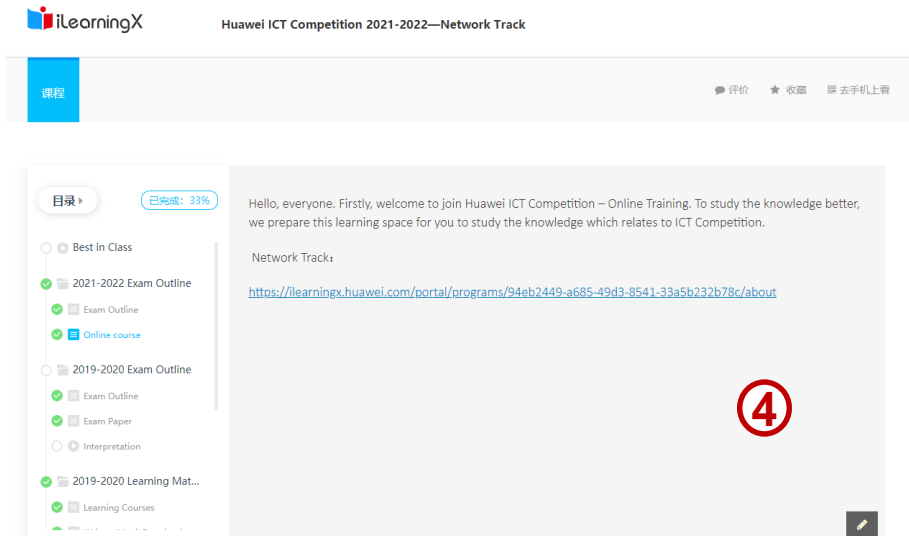
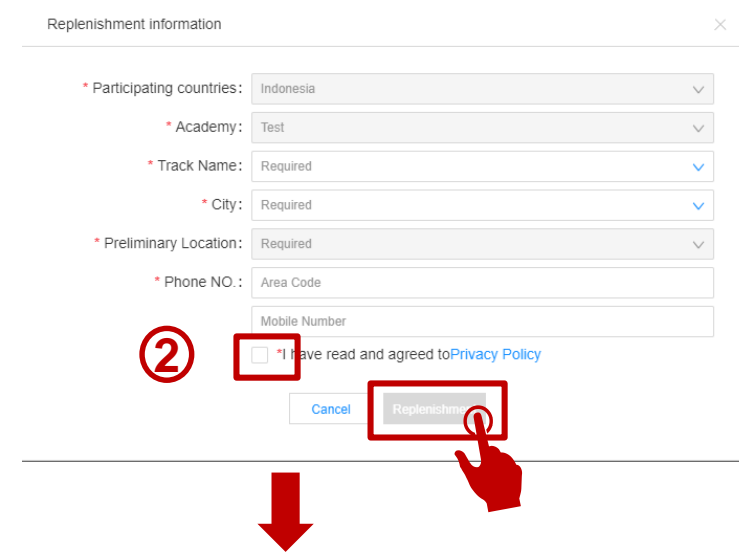
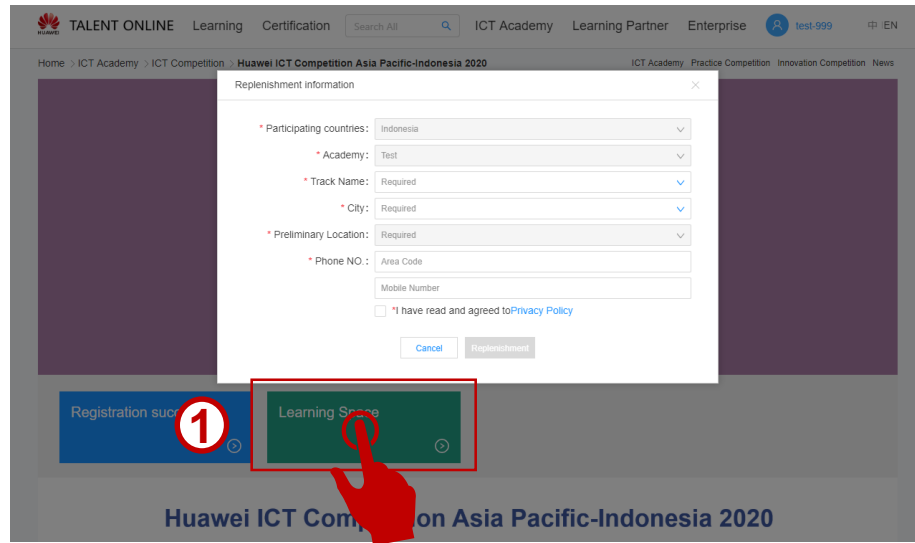


④

The registration form is titled 'Enter your registration information' and asks to 'Select the registration mode'. There are two options: 'Existing Account' (selected) and 'New Account'. Below these are two dropdown menus: the first is set to 'South Africa' and the second is set to 'Northern Technical FET College'. A paragraph of text explains data collection and processing, with a link to the 'privacy notice'. A checkbox is checked with the text 'I have read and agreed to privacy notice.'. At the bottom is a large blue 'Registration' button. A red hand icon points to the 'Registration' button. A red circle with the number '4' is placed to the left of the form.

3. Replenishment information and enjoy learning

Complete your basic info and enter Learning Space



Choose your track



Thank you.

把数字世界带入每个人、每个家庭、
每个组织，构建万物互联的智能世界。

Bring digital to every person, home and
organization for a fully connected,
intelligent world.

**Copyright©2018 Huawei Technologies Co., Ltd.
All Rights Reserved.**

The information in this document may contain predictive statements including, without limitation, statements regarding the future financial and operating results, future product portfolio, new technology, etc. There are a number of factors that could cause actual results and developments to differ materially from those expressed or implied in the predictive statements. Therefore, such information is provided for reference purpose only and constitutes neither an offer nor an acceptance. Huawei may change the information at any time without notice.

